

Automatic Enrolment Legislation Guide



What is automatic enrolment?	2
How to prepare for Automatic Enrolment.....	3
Know Your Staging Date	4
Provide a point of contact	4
Check who needs to enrol	4
Work out your costs	5
Review your records and payroll process.....	6
Choose your pension scheme (or check your existing one).....	6
Steps to complete at Staging Date and beyond.....	7
Assess your workforce.....	7
Write to your employees	8
Ongoing automatic enrolment duties	8
Complete a Declaration of Compliance	9
Administrative duties.....	9
Re-enrolment	10
Legislation FAQs.....	11
Can I postpone a worker more than once?	11
How can I write to my workers?.....	12

What is automatic enrolment?

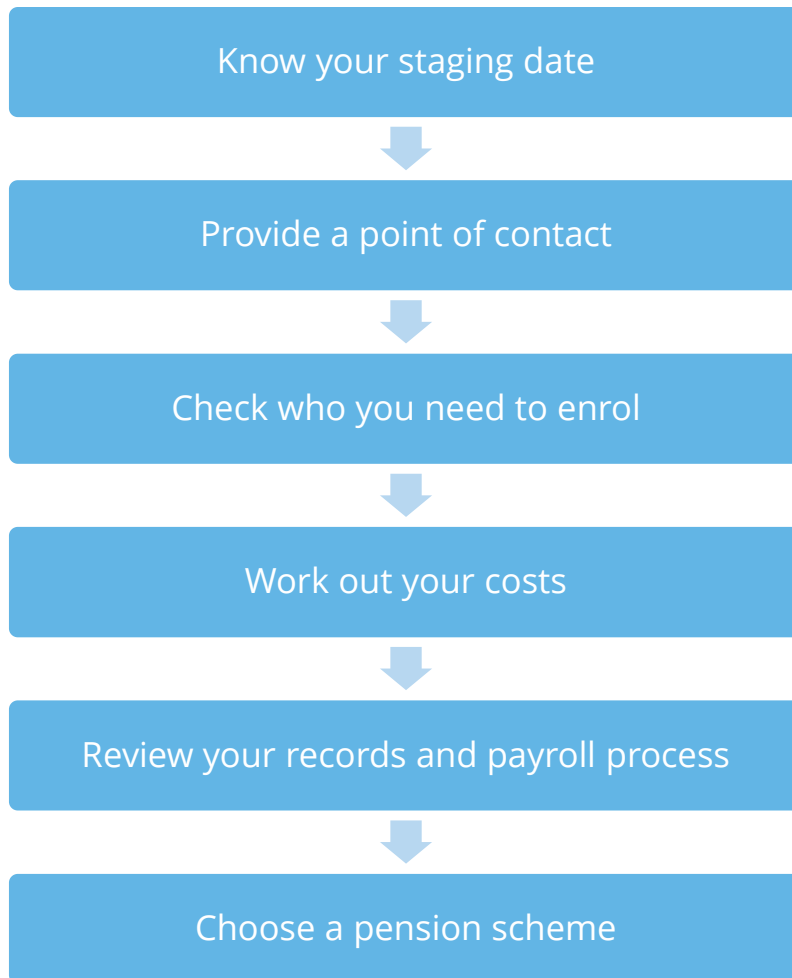
Workplace pension law has changed. There are new duties for every employer with at least one worker. **The Pensions Regulator** say these duties include enrolling workers, who are eligible, into a workplace pension scheme and contributing to it on their behalf.

Automatic Enrolment means your workers don't need to do anything to be enrolled into your pension scheme. As an employer, you still have steps to complete such as:

- Making sure your eligible workers are enrolled into the pension scheme
- If you have an existing pension scheme, you should speak to your pension provider to check its suitability for automatic enrolment

The information in this guide can be found on The Pensions Regulator (TPR) website, click [here](#) for their step-by-step guide.

How to prepare for Automatic Enrolment



Know Your Staging Date

The Staging Date is when your automatic enrolment duties start; it's when the law comes into effect for you. If you don't know your Staging Date, click [here](#). You will need your PAYE Reference, which can be found on a P6/P9 coding notice or your white payslip booklet P30BC.

Provide a point of contact

Responsibility for complying with automatic enrolment legislation lies with the employer. TPR writes to the most senior person in the company or business owner (the 'primary contact'). You can request TPR send help and guidance, via email, to the person carrying out the day-to-day tasks (the 'secondary contact'). To nominate a point of contact with the TPR click [here](#).

Check who needs to enrol

There are three main things to look at when assessing your workers:



These things will determine whether they are an **Eligible Jobholder**, a **Non-eligible Jobholder** or an **Entitled Worker**. You only need to automatically enrol **Eligible Jobholders**.

Earnings	Age (inclusive)		
	16-21	22-SPA	SPA-74
Up to and including lower earnings threshold (£5,824.00)	Entitled worker		
Between £5,824.01 and £10,000.00 inclusive	Non-eligible jobholder		
Over earnings trigger for automatic enrolment (£10,000.01)	Non-eligible jobholder	Eligible jobholder	Non-eligible jobholder

- An **Eligible Jobholder** must be auto-enrolled and employers are required to contribute
- A **Non-eligible Jobholder** can opt in to an auto-enrolment scheme and employers are required to contribute
- An **Entitled Worker** can request to join a scheme but employers are not required to contribute

When you reach your Staging Date, you must carry out a full assessment of your employees

Work out your costs

You may incur one-off costs when setting up your pension scheme or receiving independent financial advice. Also, one of your key automatic enrolment duties is to make regular contributions to your workers' pension scheme.

You only need to contribute to the pensions of Eligible jobholders, and to those of Non-eligible jobholders who choose to opt in. You may choose to contribute to the pensions of Entitled workers although you are not required to do so.

Phasing

Minimum contributions are being phased in gradually over the next few years to help employers comply with their new duties. The combined minimum contribution rate for qualifying earnings rises to 8 per cent from October 2018 onwards, of which you must pay a minimum of 3%. Employers can choose to make the whole minimum contribution, or ask their workers to make up some of it.

These contributions must meet or exceed the legal minimum amounts as shown by the table below:

Date	Employer minimum contribution	Total minimum contribution
01/10/2012 - 30/09/2017	1%	2% (including 1% worker contribution)
01/10/2017 - 30/09/2018	2%	5% (including 3% worker contribution)
01/10/2018 onwards	3%	8% (including 5% worker contribution)

Review your records and payroll process

You must make sure your workers' records are correct and up to-date including their:

- Date of Birth
- Salary
- National Insurance number
- Contact details

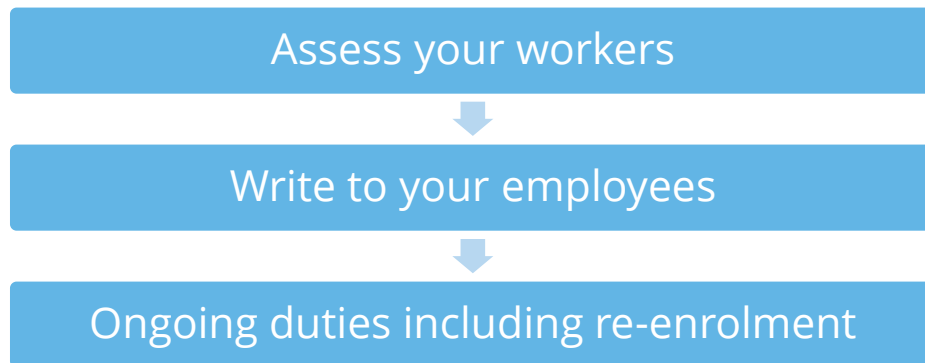
You must also make sure your payroll software is ready to assess and automatically enrol workers by contacting Sales for the IRIS AE Suite™.

Choose your pension scheme (or check your existing one)

If you already have a pension scheme, you should check with your pension provider that you can use it as a qualifying scheme for automatic enrolment, click [here](#) for more information.

If you don't already have a pension scheme or you can't use your current one, you must choose a pension scheme for auto enrolment. A list of scheme providers can be found [here](#).

Steps to complete at Staging Date and beyond



Assess your workforce

By your staging date (the date from which the law applies to you), you should have everything in place and be ready to enrol your workers into your automatic enrolment pension scheme.

You must now formally assess your workers for auto enrolment:

- An **Eligible Jobholder** must be auto-enrolled
- A **Non-eligible Jobholder** can opt in to an auto enrolment scheme
- An **Entitled Worker** can request to join a scheme

You can choose to postpone automatic enrolment, for up to three months. You must write to your workers informing them you're postponing automatic enrolment for them.

What is postponement?

Postponement allows you to optionally postpone the assessment of your worker until a date chosen by you. This date is known as the Deferral Date. You can apply postponement to a worker for up to 3 months from any one of these dates:

- Your company's Staging Date
- The first day of your workers employment after Staging Date
- The date the worker meets the criteria to be an Eligible Jobholder

You must write to your workers within 6 weeks from the date you have applied postponement, advising them you have postponed their assessment. If you don't write to the worker in this timescale postponement cannot be applied.

A worker can opt in / join during the postponement period and you must ensure they are enrolled into the pension scheme.

Write to your employees

You must write to your workers telling them how automatic enrolment affects them and to explain their rights. This must be done within six weeks of your Staging Date.

Written information must inform:

- Entitled Workers that they can request to join
- Non-eligible Jobholders that they can opt in
- Eligible Jobholders that they will be auto-enrolled

Eligible Jobholders should also be informed that they have the right to opt out of auto enrolment. However an employee can only opt out AFTER being enrolled.

Employers must NOT:

- Discriminate against employees seeking a pension
- Influence jobholders to opt out
- Give any pensions advice to workers

Ongoing automatic enrolment duties

From your Staging Date onwards, you must continue to comply with your automatic enrolment responsibilities, which are:

- Keep records
- Monitor your workers
- Manage opt in / join requests
- Manage opt out requests

Keep records

You must keep records to show how you have complied with your responsibilities as an employer, including:

- Name and address of workers you've auto enrolled
- When contributions were paid
- Opt in, Join and Opt out requests
- Your Pension Scheme Reference number or Registry number
- Any information you send to your pension provider

These records must be kept for 6 years (opt-out notices must be kept for 4 years).

Monitor your workers

You must monitor your workforce to see if any workers that were previously not auto enrolled have now met the criteria to be an Eligible Jobholder. If the worker does, then you must automatically enrol them and write to them from the day they became an Eligible Jobholder.

Manage opt in/join requests

Non-eligible Jobholders can opt-in to the pension scheme and Entitled Workers can join.

Also, if you are using postponement, your workers can opt-in/join the pension scheme during the postponement period.

Manage opt out requests

Eligible Jobholders automatically enrolled and Non-eligible Jobholders that opted in can choose to opt-out of the pension scheme within one month of being enrolled.

If you receive an opt-out request you must:

- Stop taking pension contributions
- Arrange a full refund of pension contributions taken to-date
- Refund pension contributions within one month of the opt-out request

Failure to complete your ongoing automatic enrolment duties could result in a fine.

Complete a Declaration of Compliance

Each employer must complete a Declaration of Compliance for The Pensions Regulator (previously known as registration) and give them details of their workplace pension scheme and the number of people automatically enrolled. Employers also need to provide automatic enrolment details to their pension provider.

Please Note: The Declaration of Compliance can only be completed a month after your Staging Date, and must be completed within five months of your Staging Date

A full checklist of the information required to complete the Declaration of Compliance can be found by clicking [here](#).

Administrative duties

Administrative duties you will need to carry out include:

- Ensuring pension contributions are paid by the 22nd (electronic payments) or 19th (cheque/cash) of the following month

Re-enrolment

Re-enrolment occurs approximately 3 years after the company's Staging Date and then every 3 years after that. At the company's Re-enrolment Date, you must put back into pension saving all Eligible Jobholders that previously opted out or ceased contributions more than a year before the Re-enrolment Date.

Re-enrolment follows the same automatic enrolment assessment process, except postponement is not permitted:

- The Re-enrolment Date can fall anywhere within a 6 month window which starts 3 months either side of the third anniversary of the Staging Date
- Eligible Jobholders need to be re-enrolled on the chosen Re-enrolment Date
- Eligible Jobholders MUST receive written communications within 6 weeks of the Re-enrolment Date to explain how re-enrolment applies to them
- Postponement CANNOT be used for re-enrolment
- You do not need to inform TPR of the Re-enrolment Date
- You MUST complete the Declaration of Compliance

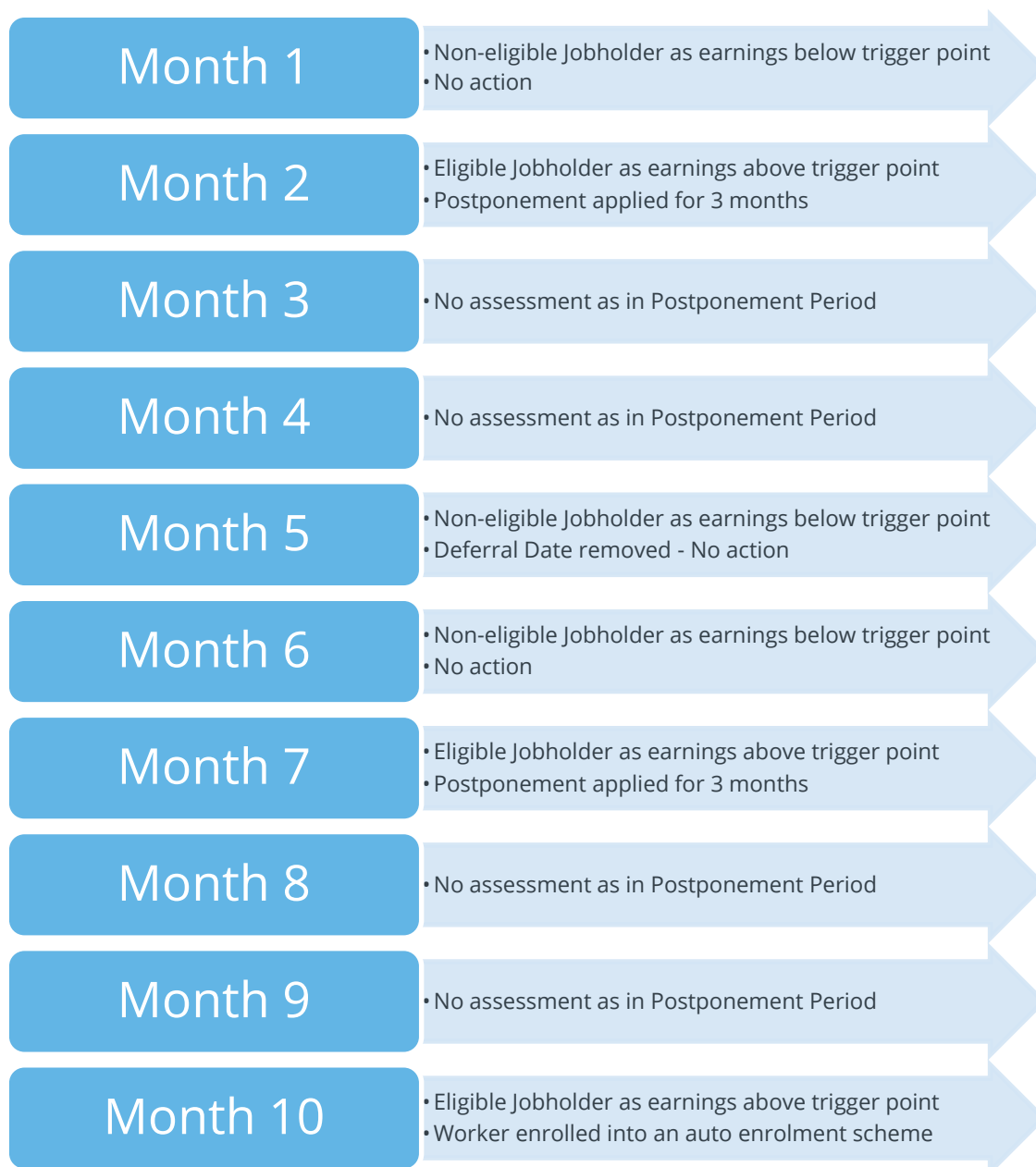
Once re-enrolment occurs, you are required to complete the Declaration of Compliance. This is an essential part of the process. If you do not complete the Declaration of Compliance, TPR are likely to audit you.

Legislation FAQs

Can I postpone a worker more than once?

Postponement can be used more than once for a worker providing the worker is NOT an Eligible Jobholder at the end of the Postponement Period. As an example, Postponement can be used to avoid temporary spikes in earnings such as with seasonal workers, providing the worker is not an Eligible Jobholder at the end of the Postponement Period.

Here is an example of applying postponement to a monthly paid employee multiple times:



- Since the worker is a Non-eligible Jobholder at the end of the Postponement Period in month 5, the worker is not automatically enrolled
- When the worker becomes an Eligible Jobholder in month 7, a Postponement Period can be applied again
- In month 10 (at the end of the Postponement Period), the worker is assessed as an Eligible Jobholder and therefore must be automatically enrolled
- If the worker was assessed as a Non-eligible Jobholder in month 10, the worker would not be automatically enrolled

Please Note:

If the following apply, an employee can be postponed again:

- The employee's Deferral Date is in the current Pay Reference Period
and
- The employee's 22nd birthday is the day after the Deferral Date in the current Pay Reference Period
and
- The employee is an Eligible Jobholder

If however the employee's 22nd birthday is on or before the Deferral Date in the current Pay Reference Period and the employee is an Eligible Jobholder, the Automatic Enrolment Date will be set to the Deferral Date.

How can I write to my workers?

IRIS have created the IRIS OpenEnrol element of the IRIS AE Suite™ to simplify pension communications for employers. Using IRIS OpenEnrol, the letters which need to be sent to employees in order to comply with legislation will be created automatically when you run the payroll. They will then be published to a secure online portal. Once employees have registered with the portal they will be able to quickly view all of their automatic enrolment letters in an easy to access, secure area.

Additional Software and Services Available

IRIS AE Suite™

The IRIS AE Suite™ works seamlessly with all IRIS payrolls to easily manage auto enrolment. It will assess employees as part of your payroll run, deduct the necessary calculations, produce files in the right format for your pension provider* and generate the necessary employee communications.

IRIS OpenPayslips

Instantly publish electronic payslips to a secure portal which employees can access from their mobile phone, tablet or PC. IRIS OpenPayslips cuts payslip distribution time to zero and is included as standard with the IRIS AE Suite™.

IRIS Auto Enrolment Training Seminars

Choose from a range of IRIS training seminars to ensure you understand both auto enrolment legislation and how to implement it within your IRIS software.

Useful numbers

HMRC online service helpdesk	HMRC employer helpline
Tel: 0300 200 3600	Tel: 0300 200 3200
Fax: 0844 366 7828	Tel: 0300 200 3211 (new business)
Email: helpdesk@ir-efile.gov.uk	

Contact Sales (including stationery sales)

For IRIS Payrolls	For Earnie Payrolls
Tel: 0844 815 5700	Tel: 0844 815 5677
Email: sales@iris.co.uk	Email: earniesales@iris.co.uk

Contact support

Your Product	Phone	E-mail
IRIS PAYE-Master	0844 815 5661	payroll@iris.co.uk
IRIS Payroll Business	0844 815 5661	ipsupport@iris.co.uk
IRIS Bureau Payroll	0844 815 5661	ipsupport@iris.co.uk
IRIS Payroll Professional	0844 815 5671	payrollpro@iris.co.uk
IRIS GP Payroll	0844 815 5681	support@gppayroll.co.uk
IRIS GP Accounts	0844 815 5681	gpaccsupport@iris.co.uk
Earnie or Earnie IQ	0844 815 5671	support@earnie.co.uk